



CONTENTS

Introduction	iv
Why reading is important	iv
How to improve your reading	v
Who can help?	vi
A. The Reading Experience	1
Masterclass 1: Seeing what you read	1
Masterclass 2: What next?	7
Masterclass 3: Feeling it	13
B. Responding to Reading	19
Masterclass 4: Using your experience	19
Masterclass 5: Thinking aloud	25
Masterclass 6: Reading like a detective	31
C. Reading Strategies	37
Masterclass 7: Sounding out words you don't know	37
Masterclass 8: Working out words you don't know	43
Masterclass 9: Reading longer sentences	49
D. Finding What You Need	55
Masterclass 10: Finding information	55
Masterclass 11: Seeing what's there	61
Masterclass 12: Making notes	67
E. Literature	73
Masterclass 13: Choosing a novel	73
Masterclass 14: Writing a book review	79
Masterclass 15: Answering test questions	85



SECTION A

The Reading Experience

A1 Seeing what you read

In this masterclass, you will learn how to:

- see what you read
- use clues
- imagine what happens

Good readers see pictures in their mind when they read.

The Iron Man

The Iron Man came to the top of the cliff.

How far had he walked? Nobody knows.

Where had he come from? Nobody knows. How was he made? Nobody knows.

Taller than a house, the Iron Man stood at the top of the cliff, on the very brink, in the darkness.

The wind sang through his iron fingers. His great iron head, shaped like a dustbin but as big as a bedroom, slowly turned to the right, slowly turned to the left. His iron ears turned, this way, that way. He was hearing the sea. His eyes, like headlamps, glowed white then red, then infra-red, searching the sea. Never before had the Iron Man seen the sea.

From *The Iron Man* by Ted Hughes

Activity

- 1 Find the words that tell you what the Iron Man looks like.
- 2 Use them to draw him.

Help

Clues that help you to see what you read

Writers drop clues about:

- shape
- size
- colour
- shade
- texture
- details

They also make comparisons:

- as big as a house
- smooth like silk

Activity

- 1 Make a list of things to look for when you describe a person to the police, e.g. age, height.
- 2 Draw 2 boxes 6 centimetres wide and 10 centimetres deep. In the boxes, draw the 2 people described on the opposite page on *Crimewatch*.



WANTED

for armed robbery

We are looking for a plump white man in his late 50s, with large ears and a boxer's nose, which may have been broken. He was wearing a black ski hat, with no hair showing. Maybe he was bald. He had stubble on his face as though he had not shaved for days. He was wearing a blue T-shirt, and had a gold chain round his neck.

MISSING

Have you seen Elsa Newton?

Elsa is 20 years old. She is black and slim with curly, black, shoulder-length hair. She left home on Friday wearing a plain green dress, a gold cross on a chain and two gold loop earrings.

Your mind can see actions as well as things.

How the Romans made roads

First, the Romans dug ditches at each side of the road and piled the earth into the middle. This made the road higher than the land around. On top of this, the Romans piled rubble made of chalk.

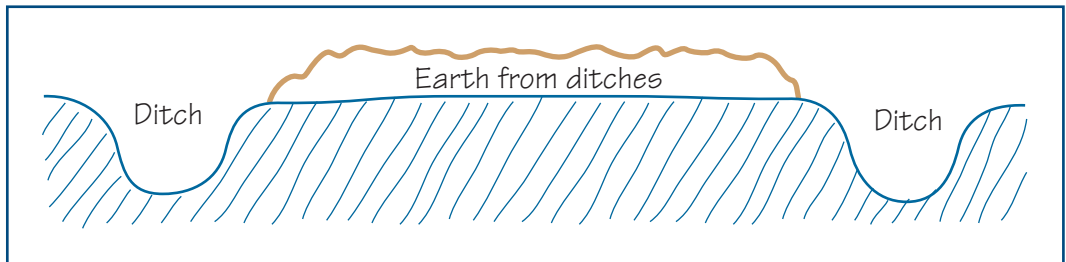
To make the road hard, they piled flints on top of the rubble. And on top of this, they laid a layer of stones and gravel. This layer was curved, so that rain water trickled into the ditches.

Sometimes they put paving stones on the surface. This made the road more smooth.

Activity

- Draw a cross-section of a Roman road and label it.

Here is a drawing to start you off:



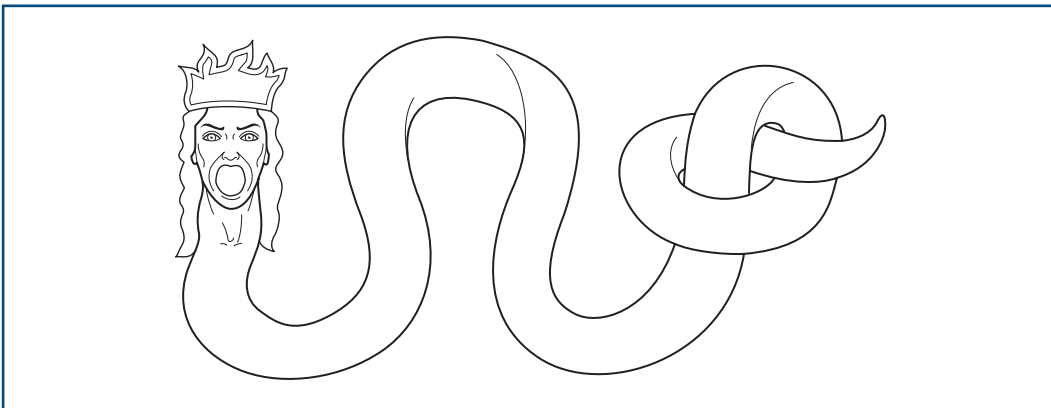
Seeing colour

John Keats lived 200 years ago in London. He wrote poems full of colour. He fell deeply in love with the girl next door, but it was too late. He was dying and he had to go away. He died in Italy aged 25.

One of his poems is about a snake called Lamia. Lamia is a mix of different animals.



She had the body of a snake.
 She curled up her tail in a knot.
 Her tail was gold, green and blue, with red spots.
 Parts of it were striped like a zebra.
 Parts of it had leopard spots.
 There were crimson bars and silver moons.
 And there were markings like the eyes on a peacock's tail.
 She had the head of a woman.
 Her eyes were stunning.
 She had teeth like pearls.
 On her head was a crown of pale fire, sprinkled with stars.

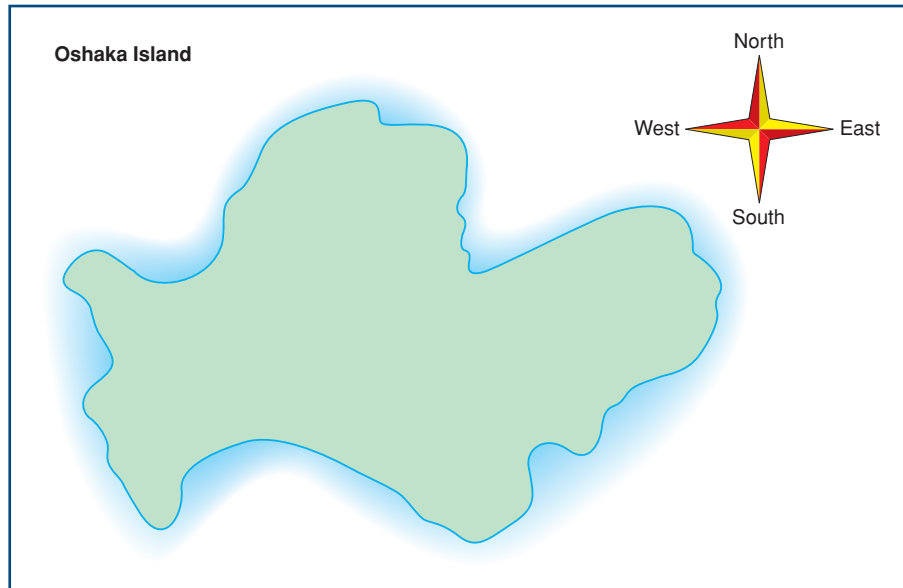


Activity

- Copy the outline, draw in the patterns and add colour.

Test it

Copy this island shape, then draw and label the places.



Oshaka Island has three mountains. Enko Mountain in the north is the highest. The one in the west is Dog Mountain. Cat Mountain in the east is a volcano.

The large beach to the south is known as Smuggler's Beach because the caves were used by pirates to store stolen coins and jewels. The village at the east end of this beach is Ocea.

The main town, Enkoton, lies at the foot of Enko Mountain on Enko Bay. It is close to Enko Lake, which is just inland.

The forest in the middle of the island is feared by the people of Oshaka because they believe it is haunted by the ghosts of pirates.

What you get marks for

One mark each for putting these in the right place: Enko Mountain, Dog Mountain, Cat Mountain, Enkoton, Enko Lake, Enko Bay, Smuggler's Beach, Smuggler's Cave, Ocea Village, the forest.

Total

10 marks